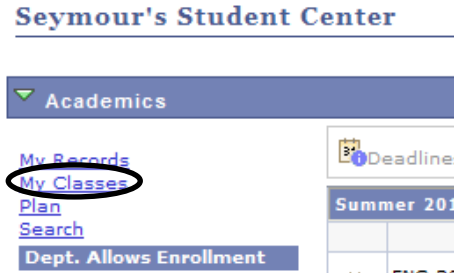

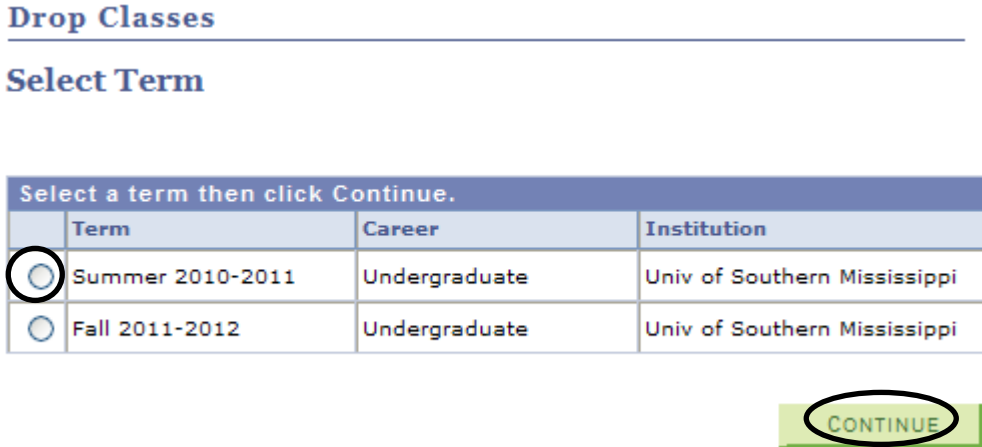
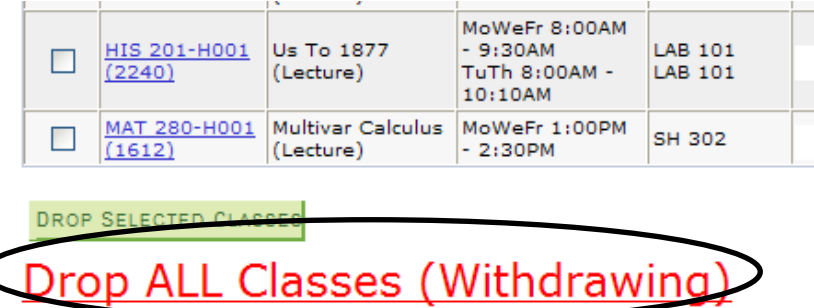



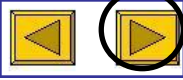


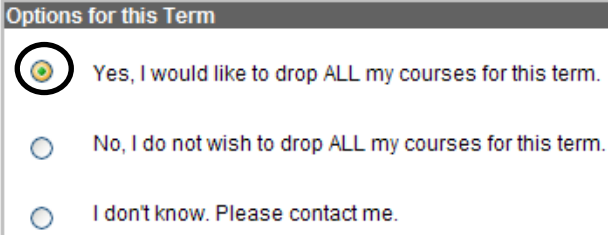
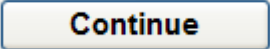
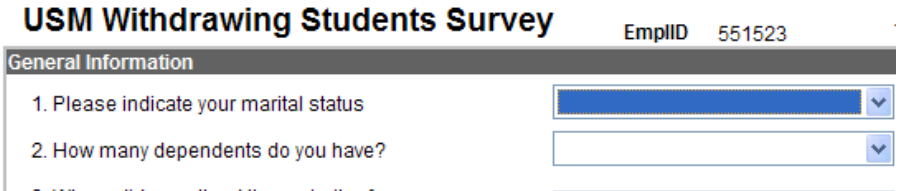
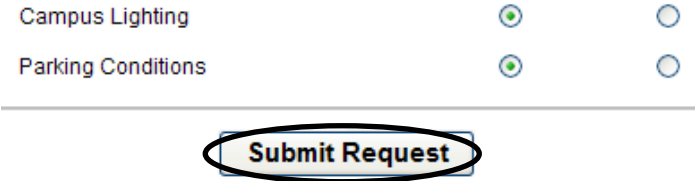
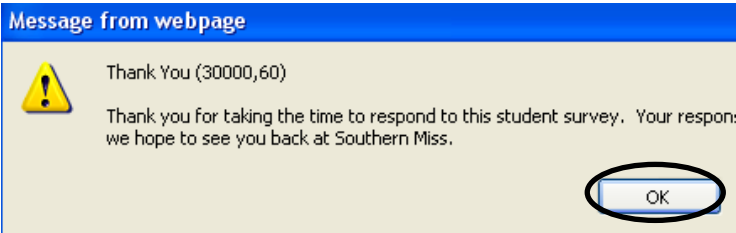


Withdrawing from the University

1.	<p>Click on the My Classes link.</p> 
2.	<p>Click the drop option.</p> 
3.	<p>Click the button for the semester from which you are withdrawing.</p>
4.	<p>Click on the Continue button.</p> 
5.	<p>OPTION 1: Click on the Drop ALL Classes (Withdrawing) link.</p> 

6.	<p>OPTION 2: Click on the buttons for EVERY class for which you are currently registered.</p>																
7.	<p>OPTION 2: Click on the DROP SELECTED CLASSES button.</p> <table border="1" data-bbox="310 499 803 793"> <thead> <tr> <th>Select</th> <th>Class</th> <th>Description</th> <th></th> </tr> </thead> <tbody> <tr> <td><input checked="" type="checkbox"/></td> <td>ENG 301-H001 (1689)</td> <td>English Grammar (Lecture)</td> <td>M -</td> </tr> <tr> <td><input checked="" type="checkbox"/></td> <td>HIS 201-H001 (2240)</td> <td>Us To 1877 (Lecture)</td> <td>M - T 1</td> </tr> <tr> <td><input checked="" type="checkbox"/></td> <td>MAT 280-H001 (1612)</td> <td>Multivar Calculus (Lecture)</td> <td>M -</td> </tr> </tbody> </table> <p>DROP SELECTED CLASSES</p> <p>Drop All Classes (W)</p>	Select	Class	Description		<input checked="" type="checkbox"/>	ENG 301-H001 (1689)	English Grammar (Lecture)	M -	<input checked="" type="checkbox"/>	HIS 201-H001 (2240)	Us To 1877 (Lecture)	M - T 1	<input checked="" type="checkbox"/>	MAT 280-H001 (1612)	Multivar Calculus (Lecture)	M -
Select	Class	Description															
<input checked="" type="checkbox"/>	ENG 301-H001 (1689)	English Grammar (Lecture)	M -														
<input checked="" type="checkbox"/>	HIS 201-H001 (2240)	Us To 1877 (Lecture)	M - T 1														
<input checked="" type="checkbox"/>	MAT 280-H001 (1612)	Multivar Calculus (Lecture)	M -														
8.	<p>Click on the Yes button.</p> <p>Do you wish to continue? Yes/No</p> <p>Yes No</p>																
9.	<p>Click the button for the semester from which you are withdrawing.</p> <p><input type="radio"/></p>																
10.	<p>Click on the Continue button.</p> <table border="1" data-bbox="305 1308 787 1444"> <thead> <tr> <th colspan="3">Select a Term then click Continue</th> </tr> <tr> <th></th> <th>Term</th> <th>Description</th> </tr> </thead> <tbody> <tr> <td><input checked="" type="radio"/></td> <td>1 4118</td> <td>Summer 2010-2011</td> </tr> </tbody> </table> <p>This is a list of Terms you are enrolled in. If the term you wish to cancel or withdraw from, contact the Registrar's Office at 601 266-5006.</p> <p>Select a term then press the Continue button</p> <p>You must continue through each page to the Final Form submitted.</p> <p>Continue</p>	Select a Term then click Continue				Term	Description	<input checked="" type="radio"/>	1 4118	Summer 2010-2011							
Select a Term then click Continue																	
	Term	Description															
<input checked="" type="radio"/>	1 4118	Summer 2010-2011															

11.	<p>Click on the Continue button.</p> 
12.	<p>Click on the > (Next) button.</p> 
13.	<p>Click on the > (Next) button.</p> 
14.	<p>Click on the > (Next) button.</p> 
15.	<p>Click on the > (Next) button.</p> 
16.	<p>Click on the > (Next) button.</p> 
17.	<p>Select the "Yes" option to drop all courses.</p> 
18.	<p>Enter a phone number where you can be reached during the day.</p> <p>MUST provide Daytime Phone</p> <p>601-266-0000</p>
19.	<p>Click the Continue button.</p> 

20.	<p>Respond appropriately to each of the questions.</p> 
21.	<p>Once there is a response for each question, click the Submit Request button.</p> 
22.	<p>Click the OK button.</p> 
23.	<p>Click the Finish button.</p> <p>You are responsible for any request being processed.</p> 