

Embedding Video In Canvas - Instructor



It is possible to embed videos into your Canvas Course. This tutorial will explain how to access the embed code for:

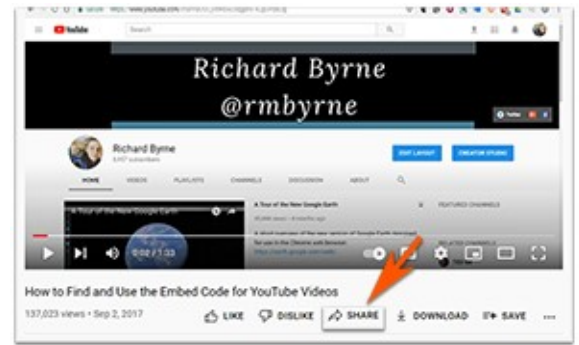
- [YouTube](#)
- [Ted Talks](#)
- [Prezi](#)
- [Vimeo](#)
- [The process to embed video into Canvas](#)

How to Find YouTube Embed Code

To copy the **Embed Code** from your **YouTube** account:

Navigate to your uploaded video's page.

- Click 
- Click 
- Click the word Copy to highlight and copy the Embed code.



How to Find Ted Talks Embed Code

Search and find the **TED** video you would like to share in your Canvas course.

Under the video you'll find 5 circular buttons.

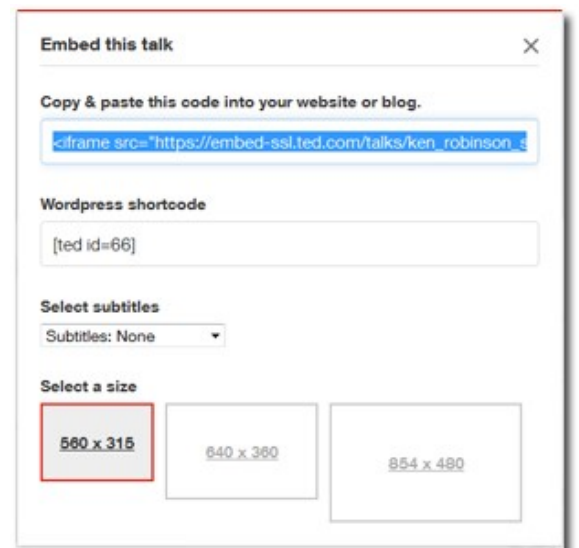
- Click the button with `</>` symbol.



After you click the `</>` button, a new window will open.

- Select the size player you would like to use. Keep in mind too large of a player may cut part of the video.
- Highlight and copy the code in the box under Copy & paste and copy this code

[Return to top](#)



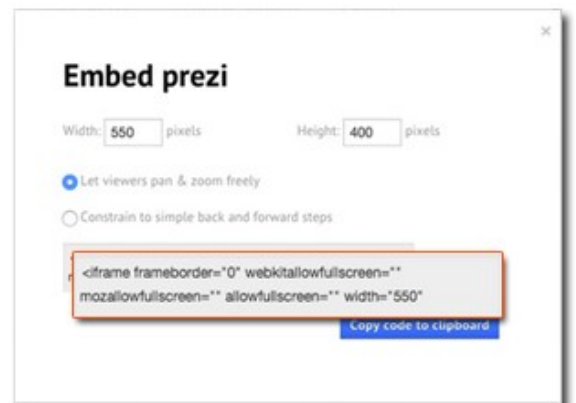
How to find the Embed Code for Prezi

- Go to your Prezi library.
- Locate the Prezi you wish to share.
- Click the **Embed** button.



- Select “how” you want the video to play.
- Highlight and copy the embed code.

[Return to top](#)



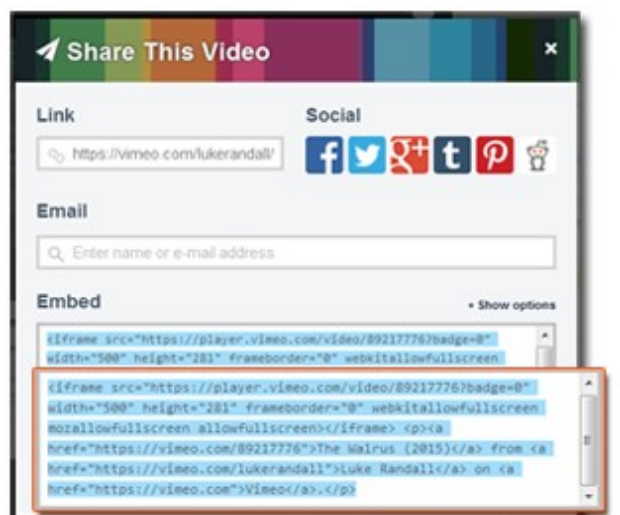
How to find the Embed Code for Vimeo

- Locate and click the paper airplane icon at the top right of the video



- Click the box under the word **Embed** to highlight the full embed code.
- Highlight and copy the code.

[Return to top](#)



Embed Your Video into Canvas

Go to your Canvas course.

Create a new Page by either

- Click Pages on the course menu > View All Pages

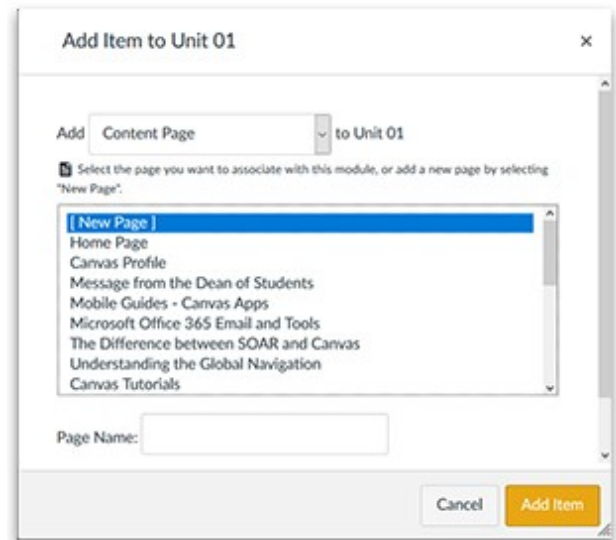
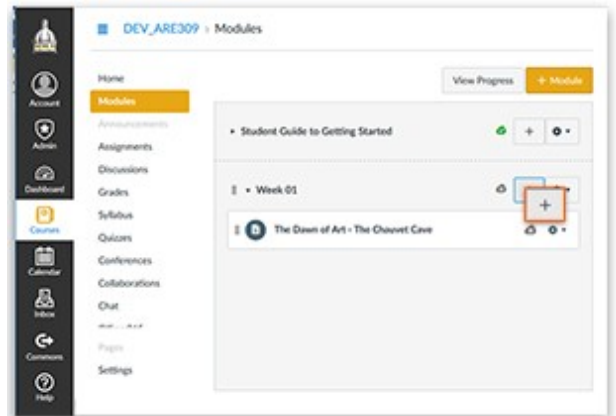
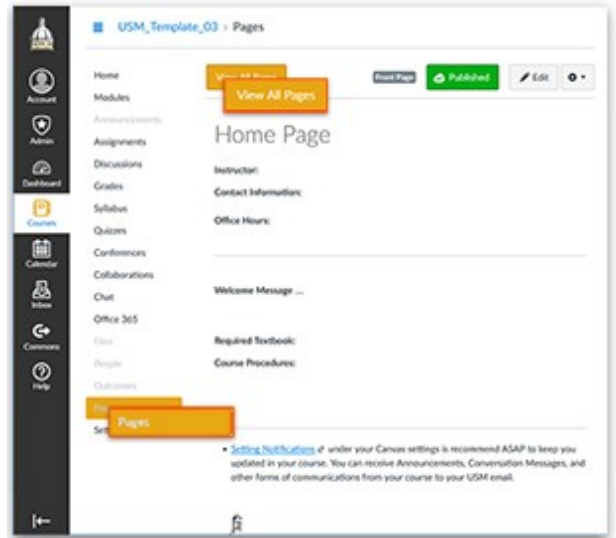


OR

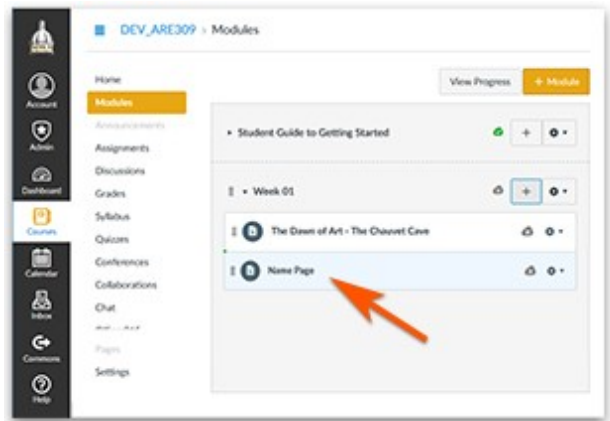
- Click to the Module link on your course menu
- Locate the Module where you want to add the video



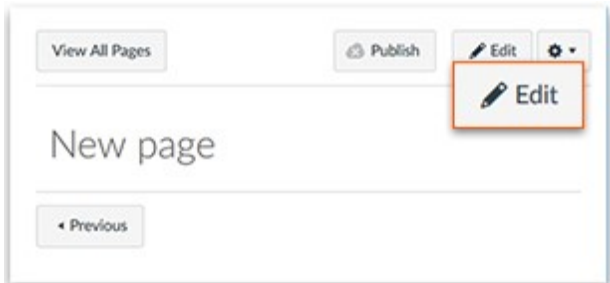
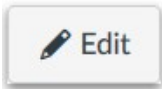
- In the Add box, select Content Page



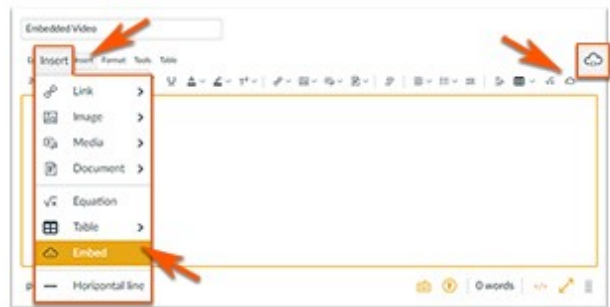
- Click on the newly created content page



- Click



- Click Insert on the tool bar to select Embed or select

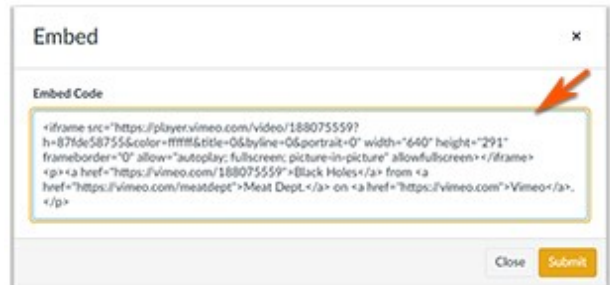


This will open a new *Embed Window*

- Click in the blank box and paste your copied **Embed code**.



- Click



It is possible you might see the video or a box outline for the location of the video.

➤ Click



[Return to top](#)